

Shellfish

Shellfish includes lobsters, crabs, scallops and buckies (whelks). Some shellfish species (cuttlefish, nephrops and squid) are not included in these figures but instead included in the whitefish figures as they are predominantly caught by whitefish boats around Shetland.

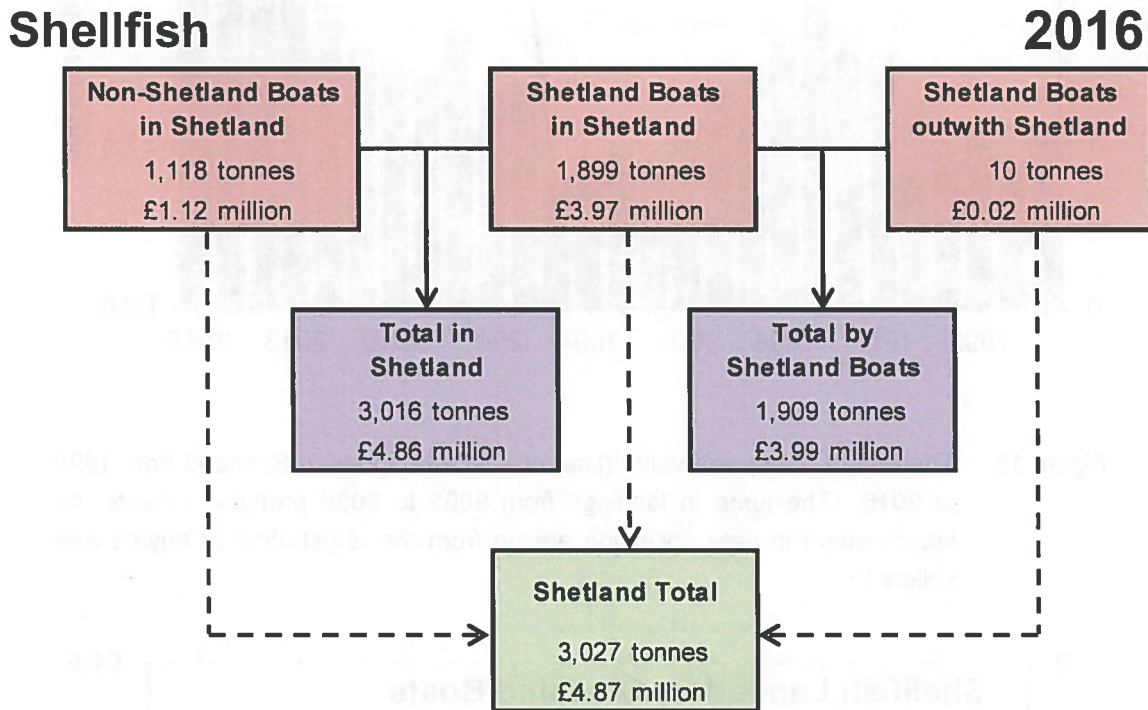


Figure 17 Summary breakdown of the weight and value of shellfish landed in Shetland and by Shetland boats in 2016.

About 3,000 tonnes of shellfish worth almost £5 million were landed in Shetland in 2016 (Figure 17). The weight and value of those landings were both substantially higher than in 2015 (by 27% and 54%, respectively (Figure 18)).

The increase in shellfish landings in Shetland in 2016 was almost entirely due to a substantial increase in landings by non-Shetland boats (see below) (Figure 18). The weight of shellfish landed by Shetland fishing boats was almost unchanged from 2015 to 2016, although there was a small (4%) increase in their value (Figure 19).

The quantity of shellfish landed outside Shetland by local boats was negligible in 2016.

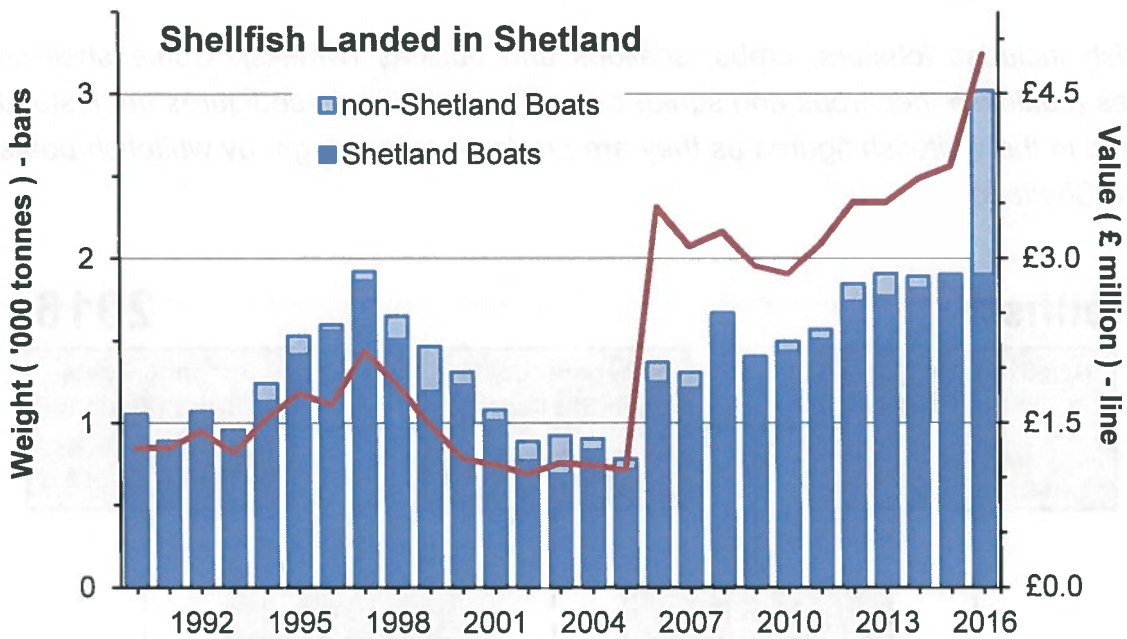


Figure 18 The weight (bars) and value (line) of shellfish landed in Shetland from 1990 to 2016. (The jump in landings from 2005 to 2006 probably reflects the improvement in data collection arising from the registration of buyers and sellers.)

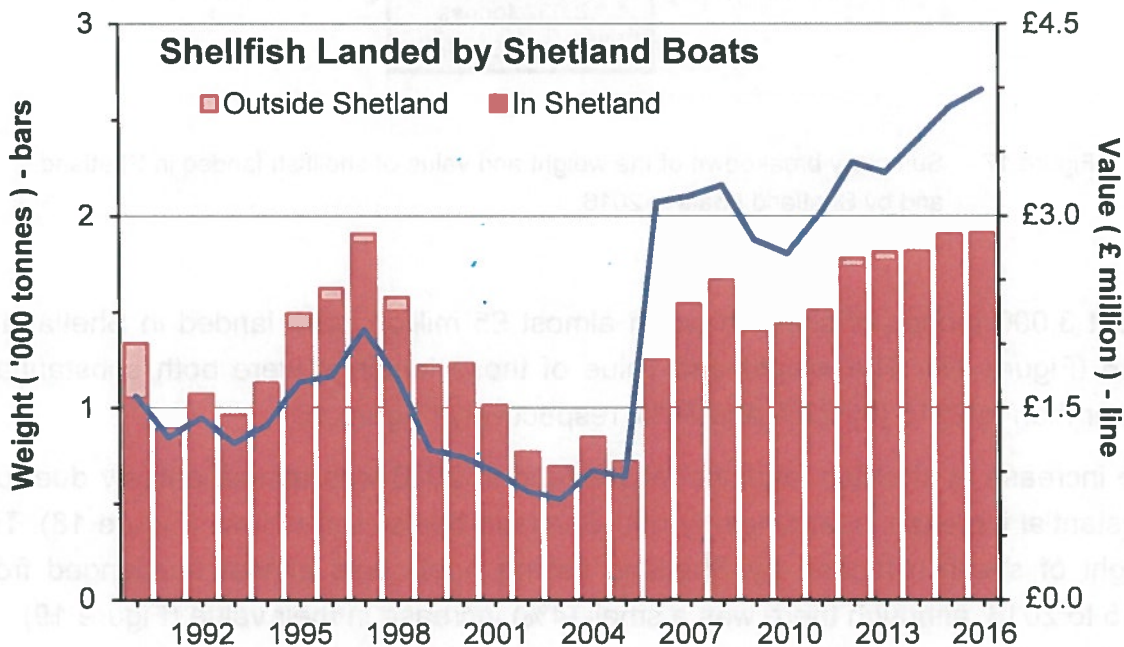


Figure 19 The weight (bars) and value (line) of shellfish landed by Shetland fishing boats from 1990 to 2016. (The jump in landings from 2005 to 2006 probably reflects the improvement in data collection arising from the registration of buyers and sellers.)

Composition of Shellfish Landings

The substantial increase in the quantity of shellfish landed in Shetland in 2016 was largely the result of the development of a queen scallop fishery south-west of Shetland during the year by a small fleet of visiting fishing boats. More than 1,100 tonnes of queen scallops, worth almost £1 million, were landed in Shetland in 2016 (Table 4) (almost all in Scalloway), compared to only seven tonnes in 2015.

Table 4 The top-6 shellfish species (ranked by value) landed in Shetland in 2016.

Species	Weight		Value	
	tonnes	%	£ m	%
Scallops	1,130	37%	£2.42	50%
Scallops - Queen	1,126	37%	£0.88	18%
Lobsters	45	1%	£0.61	13%
Crabs - Velvet	117	4%	£0.35	7%
Crabs - Brown	279	9%	£0.34	7%
Whelks	313	10%	£0.26	5%
Others	6	0%	£0.00	0%
Total	3,016		£4.86	

Place of Shellfish Landings

Landings of shellfish are much more widely distributed around Shetland than landings of whitefish or pelagic fish. One-quarter of shellfish landings were made in Lerwick (26% by weight), and almost one quarter (22%) in Scalloway (Figure 20).

After Lerwick and Scalloway, the principal landings places for shellfish included Whalsay, Sullom / Toft, Skeld, Collafirth, West Burrafirth and Cullivoe (Figure 20).

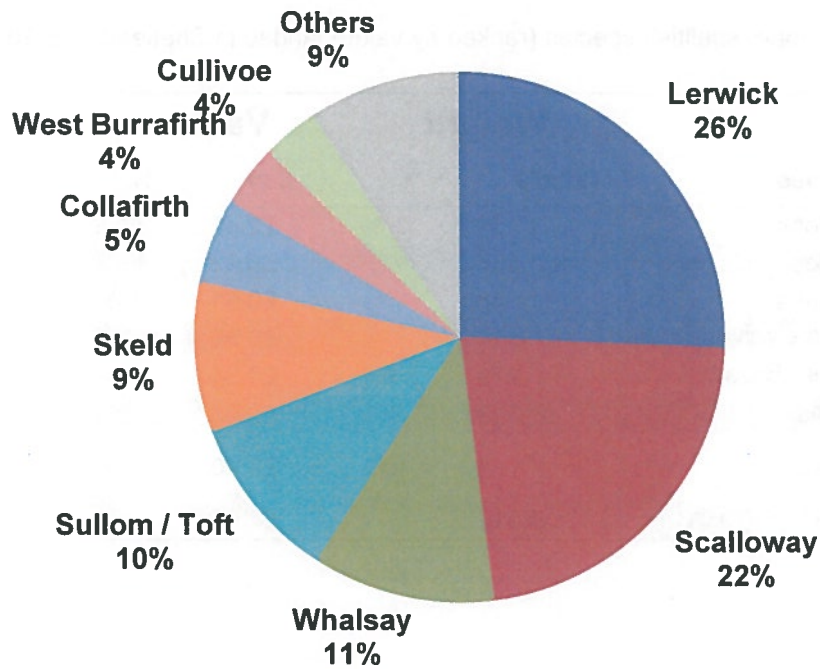


Figure 20 Breakdown of landings of shellfish in Shetland in 2016 by place of landing (by value).